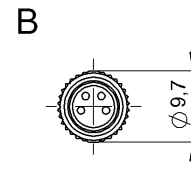
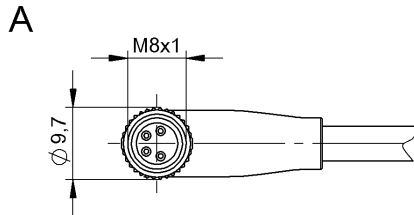
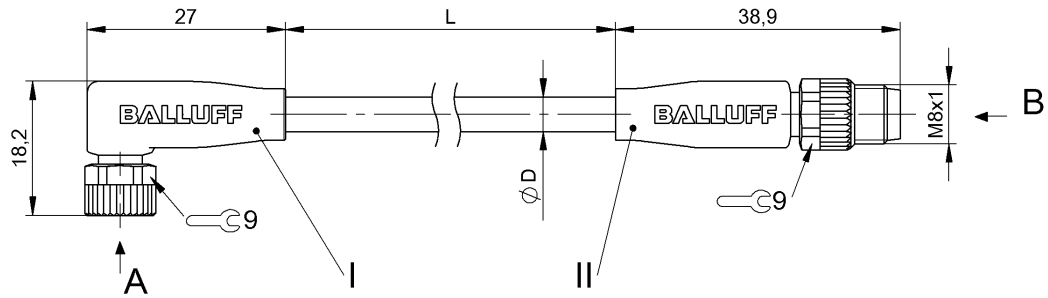


Double-Ended Cordsets

BCC M324-M314-30-304-VX8434-020

Order Code: BCC02Z0

**BALLUFF**



**Basic features**

Approval/Conformity	CE cULus WEEE
---------------------	---------------------

**Electrical connection**

Bending radius min., fixed cable	5 x D
Bending radius min., flexible cable	10 x D
Cable	PVC gray, 2 m, drag chain compatible
Cable diameter D	4.80 mm ±0.15 mm
Cable, bending cycles min.	2 mil.
Conductor cross-section	0.34 mm <sup>2</sup>
Connection 1	M8x1-Female, angled, 4-pin, A-coded
Connection 2	M8x1-Male, straight, 4-pin, A-coded
Number of conductors	4
System	Molded/Molded

**Electrical data**

Operating voltage Ub	60 VDC / 60 VAC
Rated current (40 °C)	4.0 A

**Environmental conditions**

Cable temperature UL max., fixed routing	80 °C
Cable temperature UL max., flexible routing	80 °C
Cable temperature, drag chain	-5...60 °C
Cable temperature, fixed routing	-40...105 °C
Cable temperature, flexible routing	5...105 °C
IP rating	IP67, IP69K/IP67, IP69K

**Interface**

Switching output	Complementary
------------------	---------------

**Material**

Cable jacket, material	PVC
Material contact carrier	PUR/PUR
Material contacts	Bronze/Brass
Material cover nut	Die-cast zinc or nickel plated brass/Die-cast zinc or nickel plated brass
Material grip	PUR/PUR

Double-Ended Cordsets  
**BCC M324-M314-30-304-VX8434-020**  
Order Code: **BCC02Z0**



**Mechanical data**

Acceleration max., drag chain	5 m/s <sup>2</sup>
Cable jacket, color	gray
Cable length L	2.00 m
Cable properties	drag chain compatible

Horizontal travel permitted, drag chain	5 m
Tightening torque pigtail	0.4 Nm/0.4 Nm
Traverse speed max., drag chain	200 m/min
Vertical travel permitted, drag chain	2 m

**Remarks**

Cable construction acc. to UL-AWM Style 2517  
Silicone-free  
Flame-retarding acc. to IEC 60332-2  
Enclosure rating per IEC 60529 or 20653, only in screwed state with the associated mating piece.

**Connector Drawings**



II

I

**Wiring Diagrams**

